



C14-EC/CHPC/PET-107

4037

BOARD DIPLOMA EXAMINATION, (C-14)

OCT/NOV—2016

DECE—FIRST YEAR EXAMINATION

ENGINEERING DRAWING

Time : 3 hours]

[Total Marks : 60

PART—A

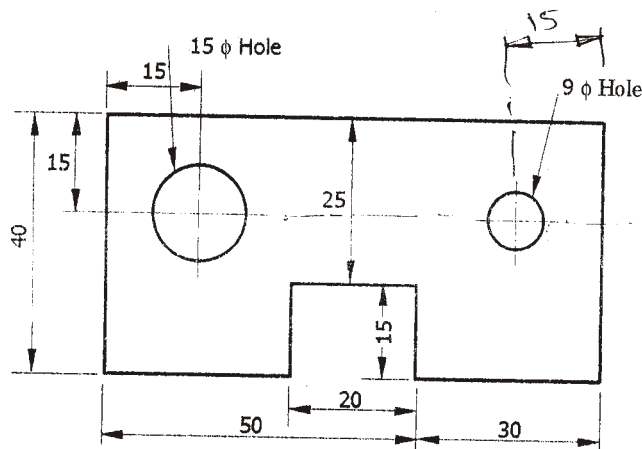
5×4=20

- Instructions** :
- (1) Answer **all** questions.
 - (2) Each question carries **five** marks.
 - (3) All dimensions are in mm.

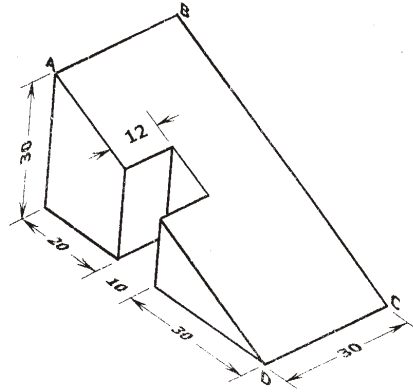
1. Print the following in vertical capital letters of size 10 mm :

“DEPARTMENT OF TECHNICAL EDUCATION”

2. Grasp the component and its dimensions shown in the figure below and redraw it to the full scale adopting the recommendations of SP-46 : 1988 :



- * 3. Draw a pentagon of side 30 mm by using general method.
4. Draw the auxiliary view of the sloping surface of the object as shown in the figure below :



PART—B

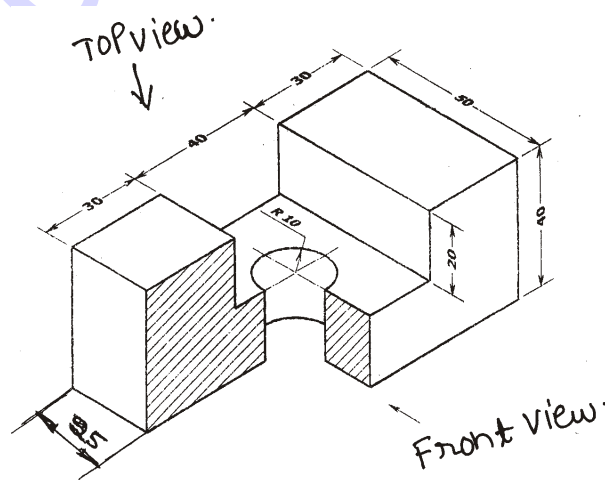
10×4=40

Instructions : (1) Answer *any four* questions.

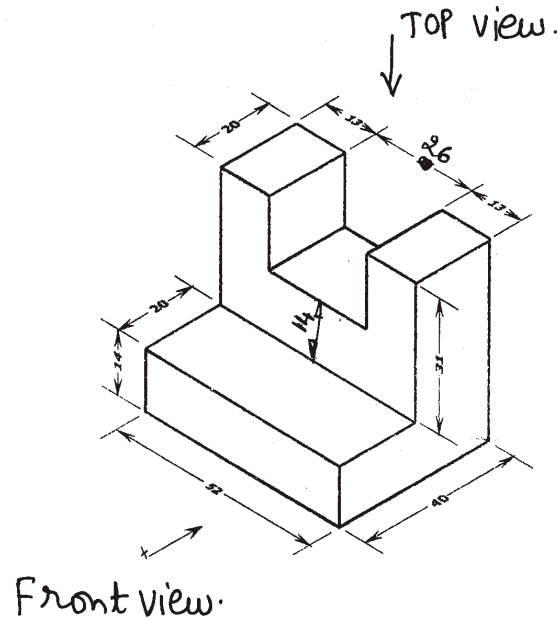
(2) Each question carries **ten** marks.

(3) All dimensions are in mm.

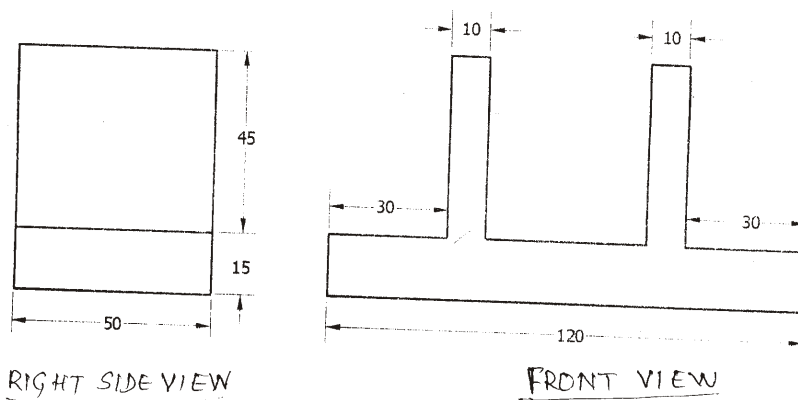
5. Draw a helix of pitch 60 mm on a cylinder of diameter 50 mm.
6. A hexagonal pyramid, side of base 30 mm and height 60 mm, rests with its base on HP such that one of the edges is parallel to and 10 mm in front of VP. Draw its projections.
7. Draw the sectional front view and top view for the object shown below :



- * 8. Draw the orthographic views of front view and top view of the object given below :



9. Draw the isometric view of the block whose orthographic projections are given below to full size scale :



- * 10. A square pyramid of side of base 40 mm and height 60 mm is standing vertically on its base with one of the base edges parallel to VP. It is cut by a horizontal plane at a height of 30 mm on the axis from base. Develop lateral surface of the frustum.
