



C14-EC/CHPC/PET-107

4037

BOARD DIPLOMA EXAMINATION, (C-14)

OCT/NOV—2015

DECE—FIRST YEAR EXAMINATION

ENGINEERING DRAWING

Time : 3 hours]

[Total Marks : 60

PART—A

5×4=20

Instructions : (1) Answer **all** questions.

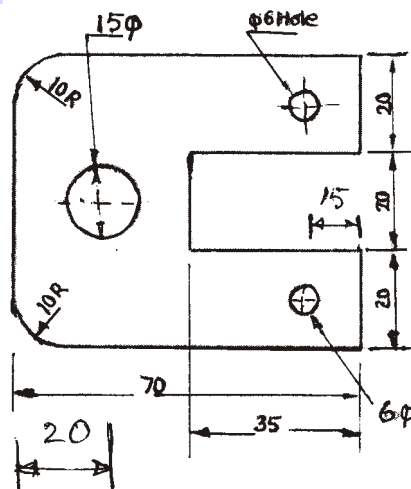
(2) Each question carries **five** marks.

(3) All dimensions are in mm.

1. Print the following in single-stroke 10 mm size upright :

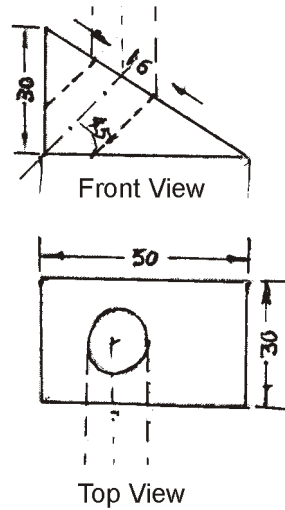
“DEPARTMENT OF TECHNICAL EDUCATION”

2. Redraw the following figure and show the dimensions as per SP-46 : 1988 :



3. Construct a regular pentagon of side 30 mm by semicircle method.

- * 4. Draw the auxiliary view of the object shown below :



PART—B

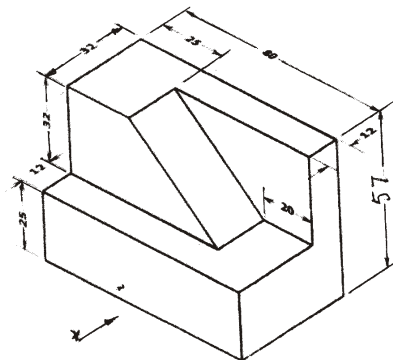
10×4=40

Instructions : (1) Answer any **four** questions.

(2) Each question carries **ten** marks.

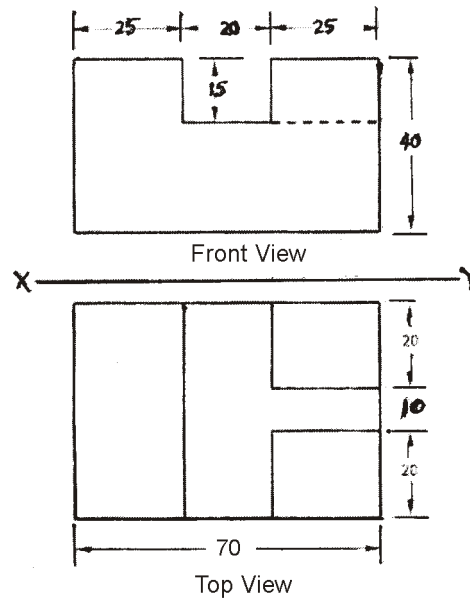
(3) All dimensions are in mm.

5. A stone is thrown from the ground level. It reaches a height of 50 metres and falls on the ground at a distance of 100 metres from the point of projection. Draw the path of the stone.
6. A pentagonal prism, side of base 25 mm and axis 50 mm long rests on HP with one of its edges such that the base containing that edge makes an angle of 30° with HP and its axis is parallel to VP. Draw its projections.
7. An isometric view of an object is given below. Draw its front view, top view and right-side view :



*

8. A square prism of base side of 30 mm and height 60 mm is resting on HP on one of its bases, with a base side inclined at 30° to VP. It is cut by a plane inclined at 45° to HP and perpendicular to VP and is bisecting the axis of the prism. Draw the front view and sectional top view.
9. Draw an isometric view from the figure given below :



10. A square pyramid of side of base 40 mm and height 60 mm is standing vertically on its base with one of the base edges parallel to VP. It is cut by a horizontal plane at a height of 30 mm from the base. Develop the lateral surface of the frustum.

*