



C16-A-BM-CH-CHST-AEI-MNG-C-
CM-CHPC-EC-PET-CHOT-M-RAC-
CHPP-EE-MET-TT-IT-PCT-107

6005

BOARD DIPLOMA EXAMINATION, (C-16)

MARCH/APRIL—2021

FIRST YEAR (COMMON) EXAMINATION

ENGINEERING DRAWING

Time : 3 hours]

[Total Marks : 60

PART—A

5×4=20

- Instructions :**
- (1) Answer **all** questions.
 - (2) Each question carries **five** marks.
 - (3) All dimensions are in mm and use first angle of projection.

1. Write the following using slanting letters of 14 mm height, MANGALYAAN WAS LAUNCHED ON 05/11/2013
2. Redraw the correct way of fig. 1 and indicate it with aligned method of dimensioning.

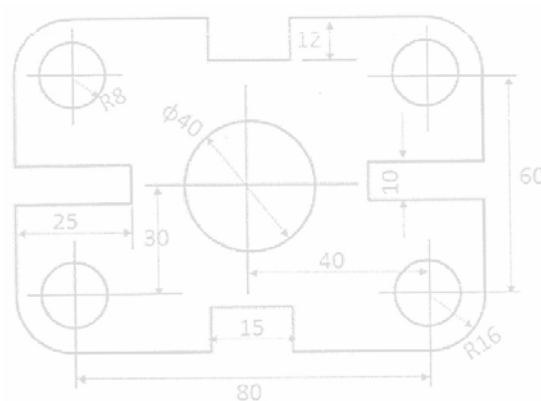


Fig. 1

- *3. Draw the tangent at any point on the circumference of a circle of diameter 50 mm.
4. Draw the auxiliary view of the inclined surface shown in Fig. 2.

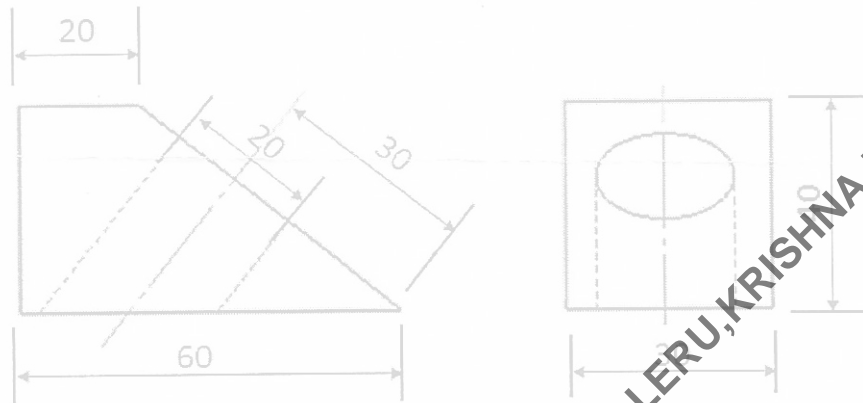


Fig. 2

PART—B

10×4=40

Instructions : (1) Answer *any four* questions.

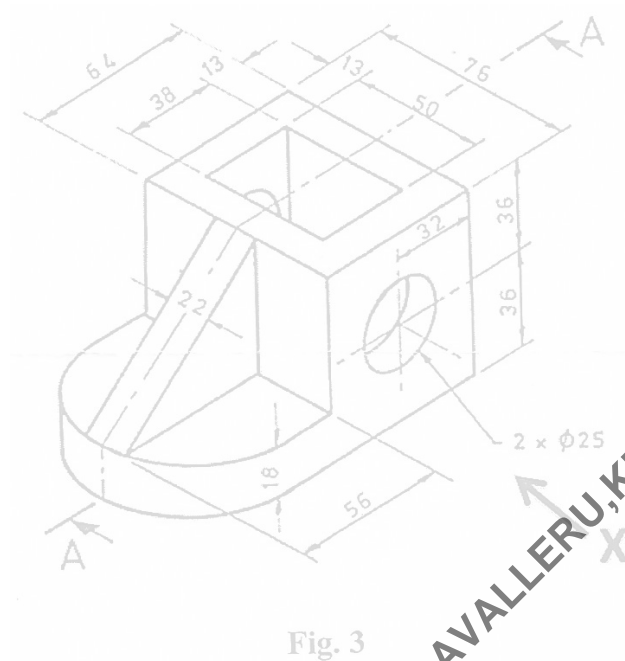
(2) Each question carries **ten** marks.

(3) All dimensions are in mm.

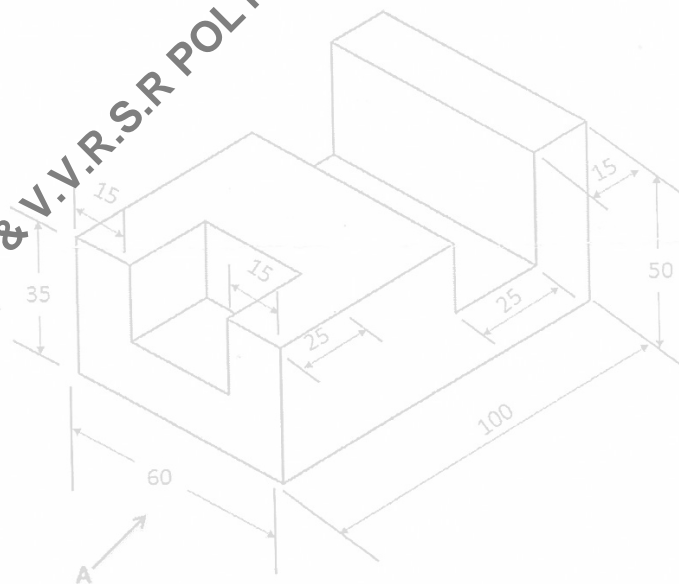
5. A boy throws a ball into the air from the ground. It reaches a maximum height of 30 m and maximum range of 50 m. Draw the path of the ball using suitable scale.

6. A line AB is inclined at 45° to the HP and 60° to the VP. Its end A is on the HP and 20 mm in front of the VP. Draw the projections of line AB. Take the length of line as 100 mm.

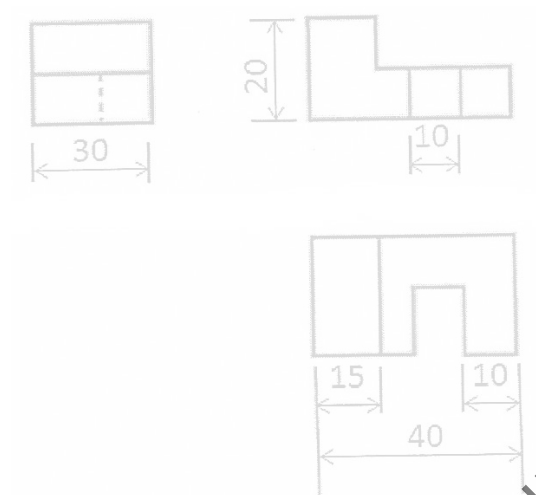
- *7. Draw the sectional front view for Fig. 3 in the direction X.



8. Draw the front view, top view and right-hand side view of the object as shown in figure 4. Consider the view direction as 'A'.



- *9. From the given front view, top view and right-hand side view, draw the isometric view :



10. A right circular cone of base diameter 50 mm and axis 60 mm long is resting on its base on the HP with its axis parallel to VP. It is cut by a section plane perpendicular to VP and inclined at an angle of 45° to the HP bisecting the axis. Draw the development of the truncated cone.
