

6020
BOARD DIPLOMA EXAMINATION
JUNE - 2019
DIPLOMA IN CIVIL ENGINEERING
ENGINEERING DRAWING
FIRST YEAR EXAMINATION

Time: 3 Hours

Total Marks: 60

PART - A **(5m x 4 = 20m)**

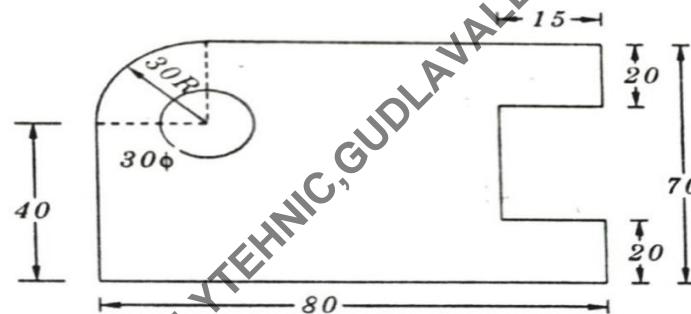
Note 1: Answer all questions and each question carries five marks.

2: All dimensions are in mm.

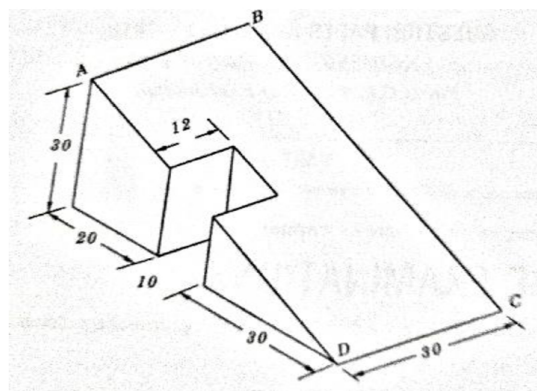
1. Print the following in single stroke inclined lettering of 10mm size.,

“CREATIVITY IS THE KEY TO SUCCESS”

2. Redraw the following figure to the full scale and dimension it using chain dimensioning method as per SP 46-1988



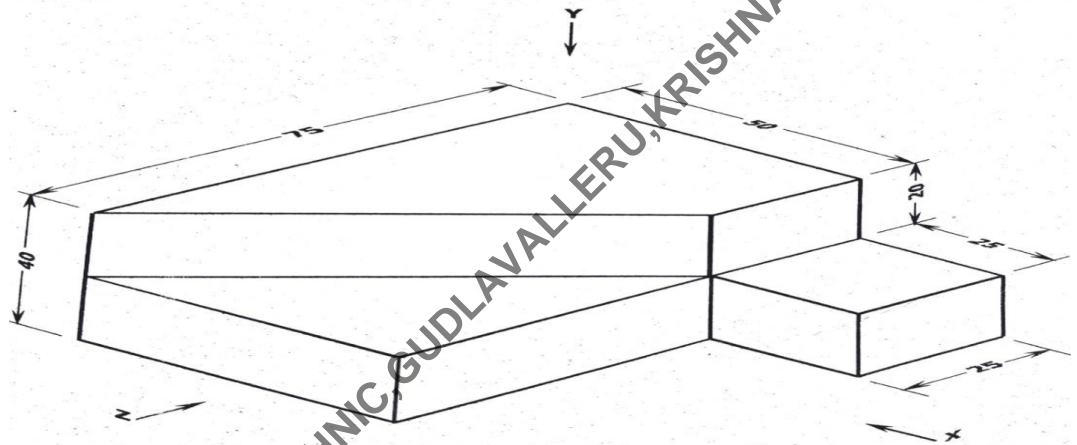
3. Draw a rectangular hyperbola given a point **p** on it at a distance of 20 mm and 15 mm from the two asymptotes
4. Draw the auxiliary view parallel to inclined surface of the object shown in the following figure



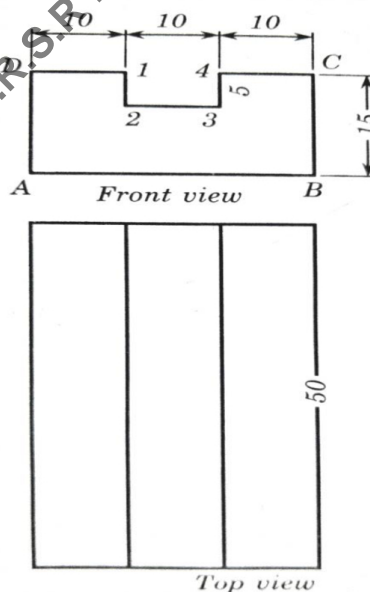
Note 1: Answer any four questions and each question carries ten marks.

2: All dimensions are in mm.

5. Draw the cycloid for a circle of 50 mm diameter for one complete revolution
6. A regular hexagon of 25mm side has its one edge on H.P. The surface of the Plane is perpendicular to V.P and inclined at 40° to H.P. Draw the projections of the Plane
7. A cylinder of base diameter 40mm and height 75mm standing on one of its ends. It is cut by a plane which is perpendicular to the VP and 60° to the HP and passing through the middle point of top face Draw the sectional top view and true shape of the section
8. Draw the front view, top view and side view of the "corner stop" in the directions X, Y and Z respectively



9. Draw the isometric view of the object the views of which are given below



10. A cone of base diameter 40mm and height 60mm is standing vertically on HP. It is cut by a plane which is inclined at 45° to HP, perpendicular to VP and passing through the mid-point of the axis. Develop the lateral surface of the frustum of a cone